



IMPORTANT

1. Always include complete heater model and serial number so that any specification change can be considered for parts shipment. It can save time and expense.
2. Specifications are subject to change without notice.
3. We reserve the right to substitute functional replacements.
4. Order either by Kit or Component Part No.

Replacement Parts

Applies to:

RDF Series Direct-Fired Makeup Air Heater



INDEX

- A**
 Actuator 12
 Amplifier 14
- B**
 Bearing 20
 Belt 20
 Belt Tension 20
 Blower and Motor Mounting 19
 Blower Bearings 20
 Blower Shaft 20
 Blower Speed Adjustment 20
 Diagnostic Circuit Analyzer Board 4
 Bulb 4
 Burners for RDF manufactured prior to Series 3 16
 Burners for RDF Series 3 16
- C**
 Cabinet Parts 28
 Holding Coils for IEC Starters 11
 Contactor 4, 7
 Air Controller 12
 Control Locations 3
 Crank Arm 17
 Roof Curb Packages 31
- D**
 Damper Rods 18, 19
 Dampers and Controls 17
 Dampers and Controls for RDF Systems prior to Series 3 18
 Dampers in RDF Series 3 17

- Date of Manufacture 2
 Disconnect Switch 6
 Drives 20
- E**
 Electrical Box 3
- F**
 Filters 29, 30
 Filter Sections 29
 Firestat 4
 Flame Probe 15
 Flame Rod Wire Assembly 15
 Fuse 4, 5
- G**
 Gas Train/ Manifold 3
- H**
 Hinge 28
 Hood 29
- I**
 Ignition Conversion Kit 15
 Ignition Module 15
 Spark Ignition System 15
 Hot Surface Ignitor 15
 Ignitor Wire Assembly 15
- L**
 Light w/red lens 6
 Limit 4
- M**
 Mixing Tube 14
 Modulating Gas Controls 14

- Damper Motors 17
 Motors 7, 10
- O**
 Convenience Outlet Receptacle 4
 Outside Air Inlet Hood 29
- P**
 Pilot Assembly 15
 Pilot Regulator 12
 Pilot Valve 12
 Potentiometer 4, 6, 17
 Air Pressure Switch Kit 4
 Dirty Filter Pressure Switch 4
 High Air Pressure Switch 4
 High Gas Pressure Switch 12
 Low Air Pressure Switch 4
 Low Gas Pressure Switch 12
 Null Pressure Switch 4
 Pulley 21
- R**
 Rating Plate 2
 REFERENCES 1
 Regulator 12
 Relay 4, 15
 Remote Console 5
- S**
 Insect Screen 4
 Flame Sensor 15
 Photohelic Pressure Sensor 4, 17
 Sensor 16
 Temperature Sensor 14

- Serial No. 2
 Blower Sheave 20
 Motor Sheave 20
 Signal Conditioner 14, 17
 Spark Generator 4
 Spark Plug 15
 Spring 12
 Starter 7
 NEMA Starters 11
 DPDT Switch 6
 DPDT System Switch 4
 SPDT Switch 4
- T**
 Temperature Selector 6, 14
 Terminal Block 4
 Thermostat 14
 Timer Board 15
 Transformer 4, 5
 Tubing 4
- U**
 Ultraviolet Detector 15
- V**
 Valve 12
 Vent Limiter 12

See your Factory Distributor for Forms listed below

Additional Forms

Subject.....	Form
Installation, Model RDF	I-RDF
Operation/Maintenance/Service, Model RDF	O-ADF/DV/RDF
Installation, Roof Curb Installation Instructions	I-OPT-C
Parts, Gas Conversion	CP-GC
Parts, Serial No., Gas Valves and Maxitrol Gas Controls.....	P-VALVES
Instruction, Conversion to Hot Surface Ignition	CP-RDF-IGN



CODE 15 - Low Air Pressure Switch, P/N 207178
 Replace pressure switch P/N 86986 with Kit P/N 193806.
CODE 16 - High Air Pressure Switch, P/N 207176
 Replace pressure switch P/N 86987 with Kit P/N 193807.



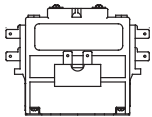
CODE 20A - Air Pressure Switch, P/N 207177 (used in Opts AR 19-23)
 (Replace pressure switch P/N 87250 with Kit P/N 193809.)

CODE 17 - Tee for Air Pressure Tubing, P/N 87482
CODE 18A - Clear Plastic Tubing, P/N 102401 (36")
CODE 18B - Yellow Plastic Tubing, P/N 122855 (14")




CODE 20B - Air Pressure Switch, P/N 207179
 (used in Opts AR19-23)
 (Replace pressure switch P/N 87249 with Kit P/N 193808.)

CODE 21 - Contactor, 24V, (used with Option BM80 and BM81 manifold, P/N 203935




CODE 22 - Circuit Analyzer Board, P/N 151263 (Std beginning with RDF Series 3. Option BS2 prior to Series 3.)

CODE 22A, Replacement Lights for Circuit Analyzer Board - P/N 125189
Series 3; prior to Series 3, P/N 101889
CODE 22B, Replacement Relay for Board, P/N 151271



CODE 23 - Terminal Block, P/N 144972



CODE 24 - Terminal Block Adapter, P/N 144973



CODE 25 - Convenience Outlet Receptacle, P/N 96912



CODE 26A - Dirty Filter Pressure Switch, P/N 105507



CODE 26B - Clear Plastic Tubing, 3/16", P/N 179302

CODE 29 - Transformers
 See P/N's in table below.



40VA



200-500 VA

Fuseholders and Fuses

CODE 27A - Fuseholder, Replaced with CODE 27B

CODE 27B - Fuseholder, P/N 60241
 (used with spark ignition)

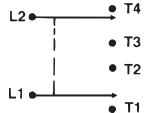


CODE 28 - Fuse

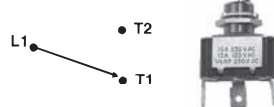


Description	P/N	Description	P/N
2.5 Amp, #3210 (spark ignition)	61542	Bussman FRN-R175	91595
Bussman FRN-R15, 230/1	14667	Bussman FRS-R3.5, 460/3	89266
Bussman FRN-R30, 208/230/3	31892	Bussman FRS-R8, 460/3	89268
Bussman FRN-R10, 208/3	89265	Bussman FRS-R5, 460/3	89267
Bussman FRN-R7, 230/3	16207	Bussman FRS-R15, 460/3	87638
Bussman FRN-R25, 208/3	45054	Bussman FRS25	31891
Bussman FRN-R60	31895	Bussman FRS-R40	89936
Bussman FRN-R50	87957	8 Amp, Fusetron 3AG-8 (hot surface ignition)	38636
Bussman FRN-R90	89931	Bussman FRN-R150	91077
Bussman FRN-R150	91077	5 Amp, Fusetron MDL 3AG	90335

CODE 30 - DPDT System Switch, P/N 101900
 (winter/off/summer)



CODE 31 -DPDT System Switch, P/N 101901
 (service switch)



CODE 32 - Potentiometer, P/N 16011

(remote damper motor control in Options AR 19 & 22)



CODE 33 - Null Pressure Switch, P/N 88052

(remote damper motor control in Air Control Options AR 20 & 23)



CODE 34 - Photohelic Pressure Sensor, P/N 158893
 (remote damper motor control in Opts AR36&37)




Volts In	Volts Out	VA	Manufacturer's No.	P/N
120/240	24	250	TB1-81146 (used with hot surface ignition)	38634
120	24	40	Basler #BE141650-WAA (Used w/spark ignition) (2 required to replace P/N 61806)	103055
120	24	500	Hevi-Duty T500E	159842
208/240	24	40	Basler #BE21539001 (2 required to replace P/N 61807)	103497
208/230/460	24	500	Hevi-Duty T500CK	159843
208/230/460/575	110	275	C0275KAU E5E	105202
208	110	500	Hevi-Duty #2227003T00	86998
208	24	200	Hevi-Duty #2223034T00	39094
208/240/480/575	24	200	C0200KAT	39095
230/460	110	500	Hevi-Duty #2227001T00	86997
208/240/480/575	24	200	Heavy Duty #2123105t00	39095
208/240/480/575	120	275	Eaton #C0275KAU	105202
460	24	40	Basler #BE23975001 (2 required to replace P/N 61808)	103498

CODE 35 - Sampling Tube only for Code 34, P/N 159714

Remote Console
 (Note: Console height changed 10/01.)



CODE 40 - Console Box



See P/N's and dimensions on the top of page 6.